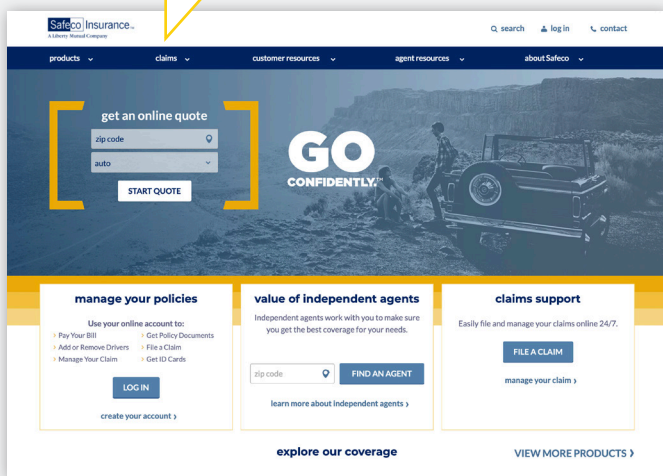


How to register for an online account

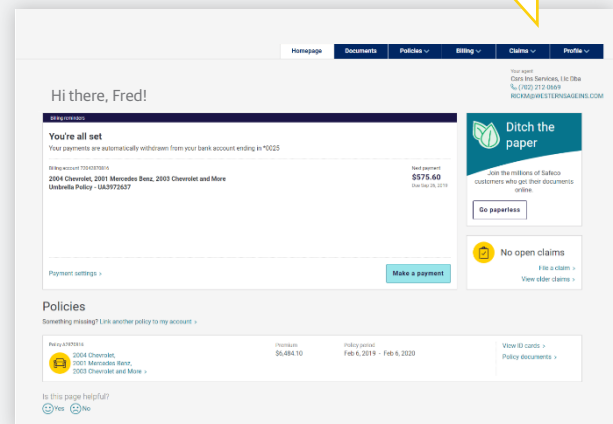


1 To manage your policies online, you first need to create an account.

1
Go to Safeco.com and click Create your account



3
Once you've created your account, you can manage your policies online.



2
You'll need to provide an email address, password, personal information, policy information and security question.

Safeco Insurance
A Liberty Mutual Company

Welcome to Safeco. Please take a moment to create your account!

Please fill out this form to create your Safeco account.

Login Information

Email

Email must be 6-60 characters.

Create Password Show

Name

First Name MI Last Name Jr

Date of Birth / / **Phone Number** Example: 555-555-5555

Policy Information

Auto Policy Number

Policy Address

Street Address

City MD ZIP Code

Security Question for Account Recovery

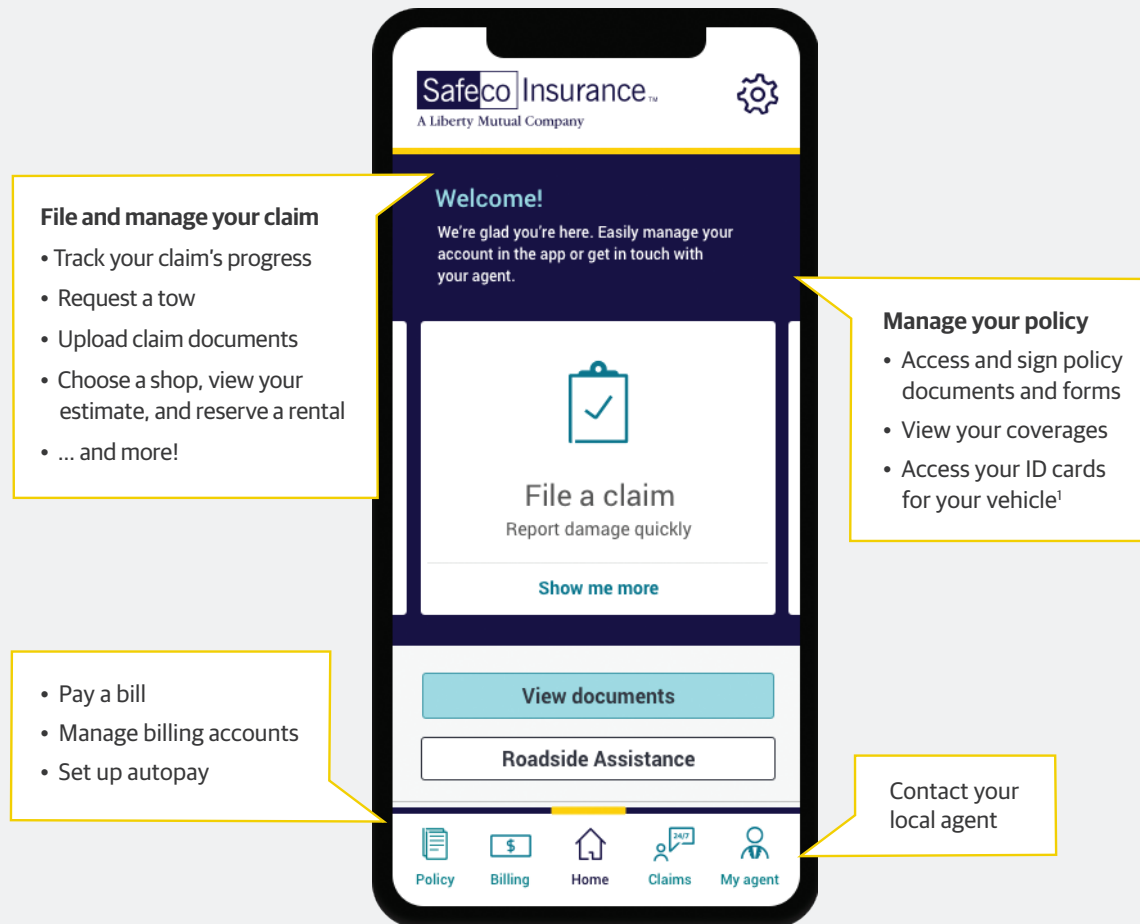
What is your city of birth?

By clicking **Create my account**, you agree to Safeco's [Terms & Conditions](#) and [Privacy Policy](#).

Now that you're registered, download the Safeco mobile app today to take advantage of all the benefits of your Safeco online account.

Making the most of your Safeco online account.

We make it simple to get help, file a claim, and manage your policy 24/7 – online or with our easy to use mobile app.



Fast and easy claims, that's our style.

When life throws you a curve ball, we'll help you bounce back in no time. Help is just a click away at [Safeco.com/claims](https://www.safeco.com/claims).



Fast

File your claim in under 5 minutes.



Easy

Our intuitive click-through menu guides you through all the steps.



Convenient

We're here for you 24/7.

Download the Safeco mobile app today.



Smart tip: Everything you can do online can be done from the app too!